

## FEEDBACK REPORT 2018-19

### 1. STUDENT FEEDBACK ANALYSIS

The report is prepared by Feedback Committee and Internal Quality Assurance Cell, Chhatrapati Shivaji College, Satara based on the online students' feedback uploaded on the College website [www.cscsatara.com](http://www.cscsatara.com). The need of conducting students' feedback is an important aspect of teaching- learning and evaluation as well as development of any educational institute. It provides us information about students' opinion regarding syllabus, departments and various facilities available in the college and other services offered by the college. Such feedback gives an outline about how things are to be planned to ensure better services and facilities to students who are the foremost stakeholder of the College. 1012 students of B.A. and M.A. gave their opinions on following contents:

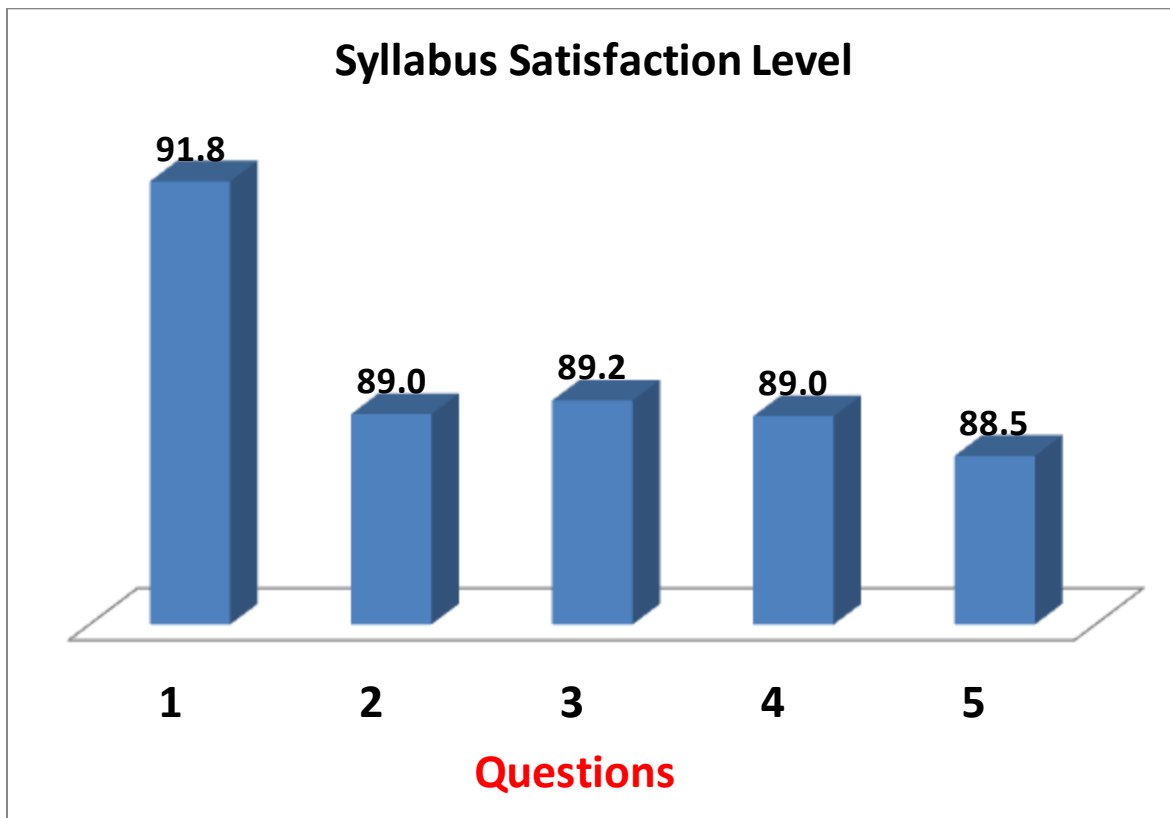
#### Department wise statistics of student participation

Department	No. of Respondents
Economics	76
English	104
Geography	72
Hindi	65
History	40
Marathi	50
Political Science	267
Psychology	76
Sanskrit	96
Sociology	137
Education	15
Ardhamagadhi	14
<b>Total</b>	<b>1012</b>

#### A) FEEDBACK ABOUT SYLLABUS (4 POINT SCORE)

Department	Content of the Syllabus	Scope of Syllabus	Suitability of the course for employments	Learning values of the syllabus- skills, concepts, knowledge, analytical abilities or broadening perspectives	Learning Efforts
Economics	3.7	3.7	3.6	3.6	3.7
English	3.7	3.5	3.6	3.6	3.5
Geography	3.5	3.5	3.5	3.5	3.3
Hindi	3.7	3.5	3.4	3.4	3.4
History	3.6	3.5	3.6	3.5	3.5
Marathi	3.5	3.3	3.3	3.3	3.3
Political Sci.	3.8	3.8	3.8	3.9	3.9
Psychology	3.8	3.7	3.7	3.7	3.8
Sanskrit	3.6	3.5	3.4	3.5	3.6
Sociology	3.7	3.5	3.6	3.5	3.5

Education	3.9	3.7	3.7	3.7	3.7
Ardhamagadhi	3.6	3.5	3.6	3.6	3.4
Average	<b>3.7</b>	<b>3.6</b>	<b>3.6</b>	<b>3.6</b>	<b>3.5</b>
<b>Percentage</b>					
Economics	93.4	91.4	88.8	89.8	93.1
English	91.3	87.1	90.4	89.6	86.6
Geography	88.2	88.5	86.5	87.2	82.3
Hindi	91.9	86.9	86.2	83.8	83.8
History	88.8	86.9	88.8	86.9	88.1
Marathi	86.5	83.5	83.0	83.5	82.0
Political Sci.	94.9	95.3	95.8	97.3	96.4
Psychology	95.1	91.4	91.8	91.8	95.4
Sanskrit	90.4	87.5	85.9	87.0	89.1
Sociology	93.6	88.7	90.5	88.3	88.0
Education	98.3	93.3	93.3	91.7	91.7
Ardhamagadhi	89.3	87.5	89.3	91.1	85.7
Average	<b>91.8</b>	<b>89.0</b>	<b>89.2</b>	<b>89.0</b>	<b>88.5</b>



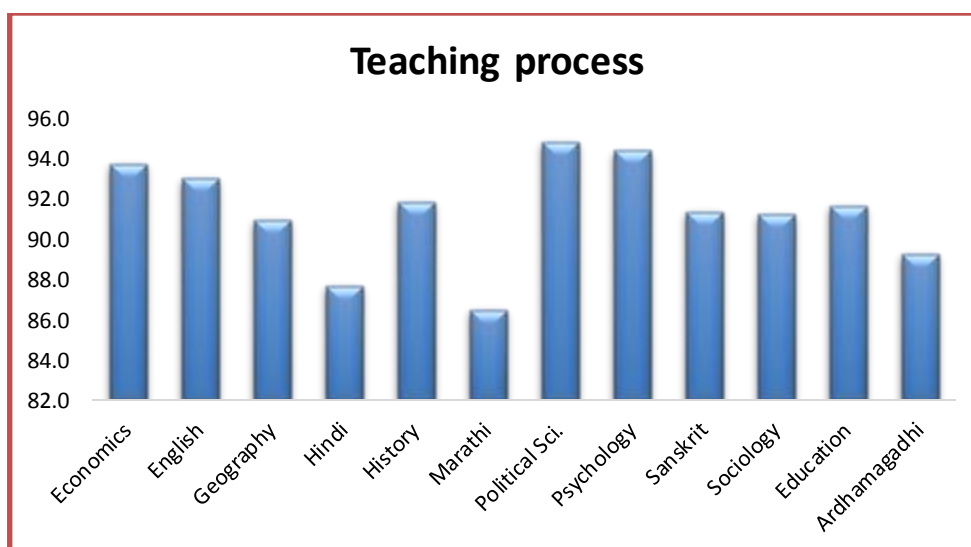
**Curriculum Satisfaction Level - 89.5 %**

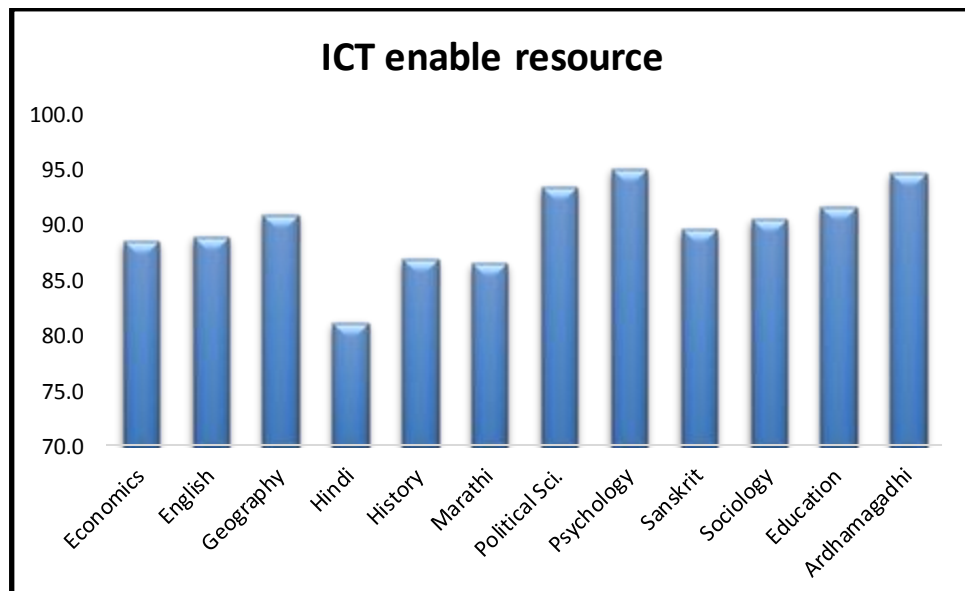
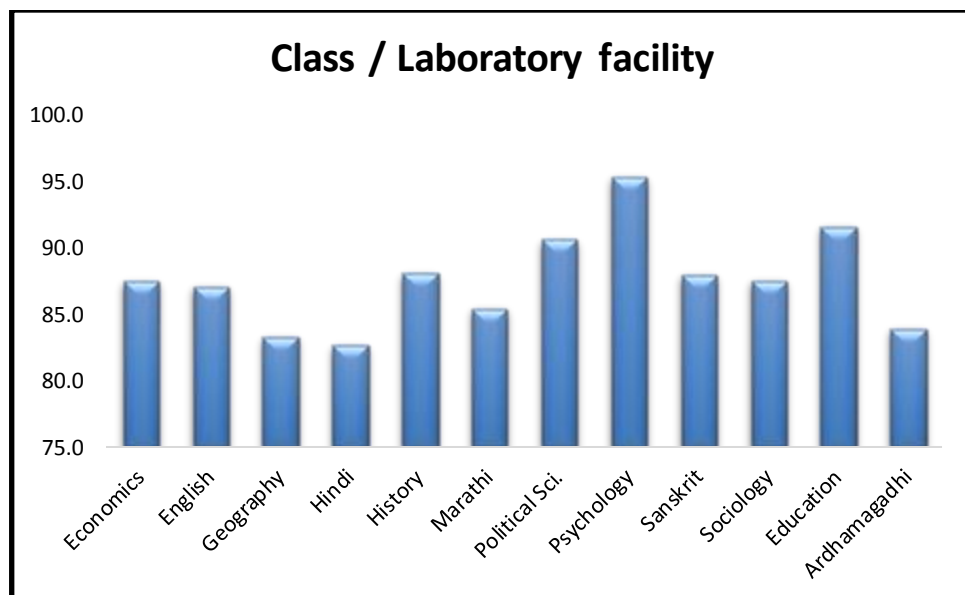
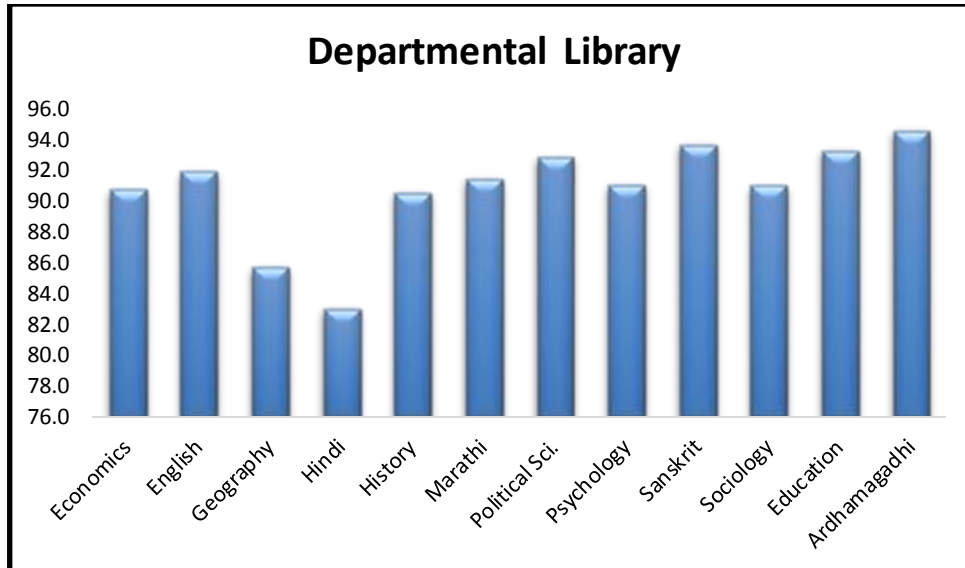
**Remark**

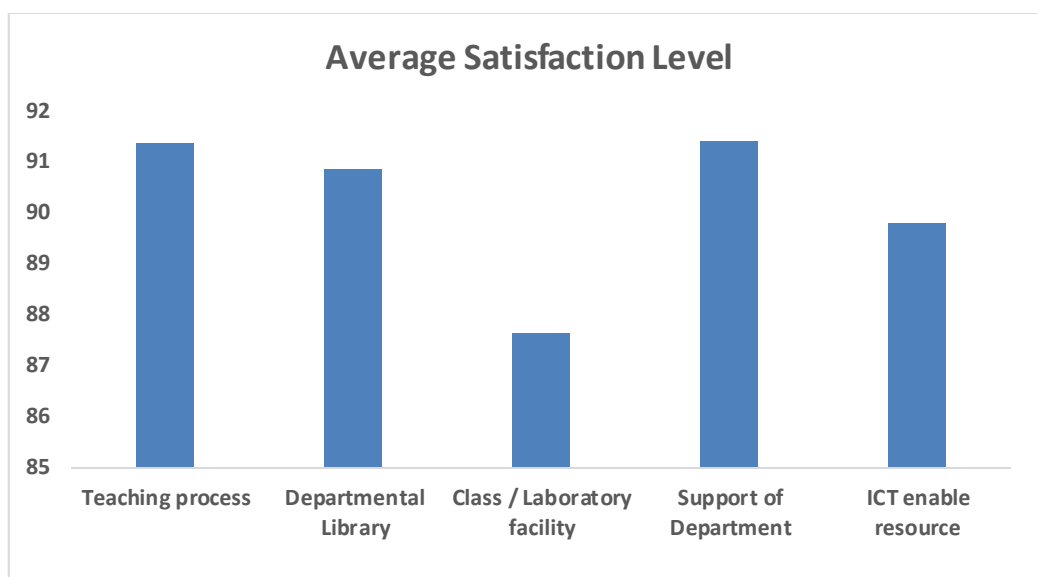
Student feedback regarding the syllabus has been communicated to the concerned department for further improvements.

## B) FEEDBACK ABOUT DEPARTMENT (4 POINT SCORE)

Department	Teaching process	Departmental Library	Class / Laboratory facility	Support of Department	ICT enable resource	Average
<b>Economics</b>	3.8	3.6	3.5	3.7	3.5	3.6
<b>English</b>	3.7	3.7	3.5	3.7	3.6	3.6
<b>Geography</b>	3.6	3.4	3.3	3.7	3.6	3.5
<b>Hindi</b>	3.5	3.3	3.3	3.4	3.2	3.4
<b>History</b>	3.7	3.6	3.5	3.5	3.5	3.6
<b>Marathi</b>	3.5	3.7	3.4	3.5	3.5	3.5
<b>Political Sci.</b>	3.8	3.7	3.6	3.8	3.7	3.7
<b>Psychology</b>	3.8	3.6	3.8	3.8	3.8	3.8
<b>Sanskrit</b>	3.7	3.8	3.5	3.7	3.6	3.6
<b>Sociology</b>	3.6	3.6	3.5	3.7	3.6	3.6
<b>Education</b>	3.7	3.7	3.7	3.7	3.7	3.7
<b>Ardhamagadhi</b>	3.6	3.8	3.4	3.8	3.8	3.7
<b>Average</b>	<b>3.7</b>	<b>3.6</b>	<b>3.5</b>	<b>3.7</b>	<b>3.6</b>	3.6
<b>Percentage</b>						
<b>Economics</b>	93.8	90.8	87.5	92.1	88.5	90.5
<b>English</b>	93.0	92.0	87.1	93.0	88.9	90.8
<b>Geography</b>	91.0	85.8	83.3	91.7	91.0	88.5
<b>Hindi</b>	87.7	83.1	82.7	85.4	81.2	84.0
<b>History</b>	91.9	90.6	88.1	86.9	86.9	88.9
<b>Marathi</b>	86.5	91.5	85.5	88.0	86.5	87.6
<b>Political Sci.</b>	94.9	92.9	90.6	94.1	93.4	93.2
<b>Psychology</b>	94.4	91.1	95.4	93.8	95.1	93.9
<b>Sanskrit</b>	91.4	93.8	88.0	93.2	89.6	91.2
<b>Sociology</b>	91.2	91.1	87.6	92.3	90.5	90.5
<b>Education</b>	91.7	93.3	91.7	91.7	91.7	92.0
<b>Ardhamagadhi</b>	<b>89.3</b>	<b>94.6</b>	<b>83.9</b>	<b>94.6</b>	<b>94.6</b>	<b>91.4</b>
<b>Average</b>	<b>91.4</b>	<b>90.9</b>	<b>87.6</b>	<b>91.4</b>	<b>89.8</b>	<b>90.2</b>







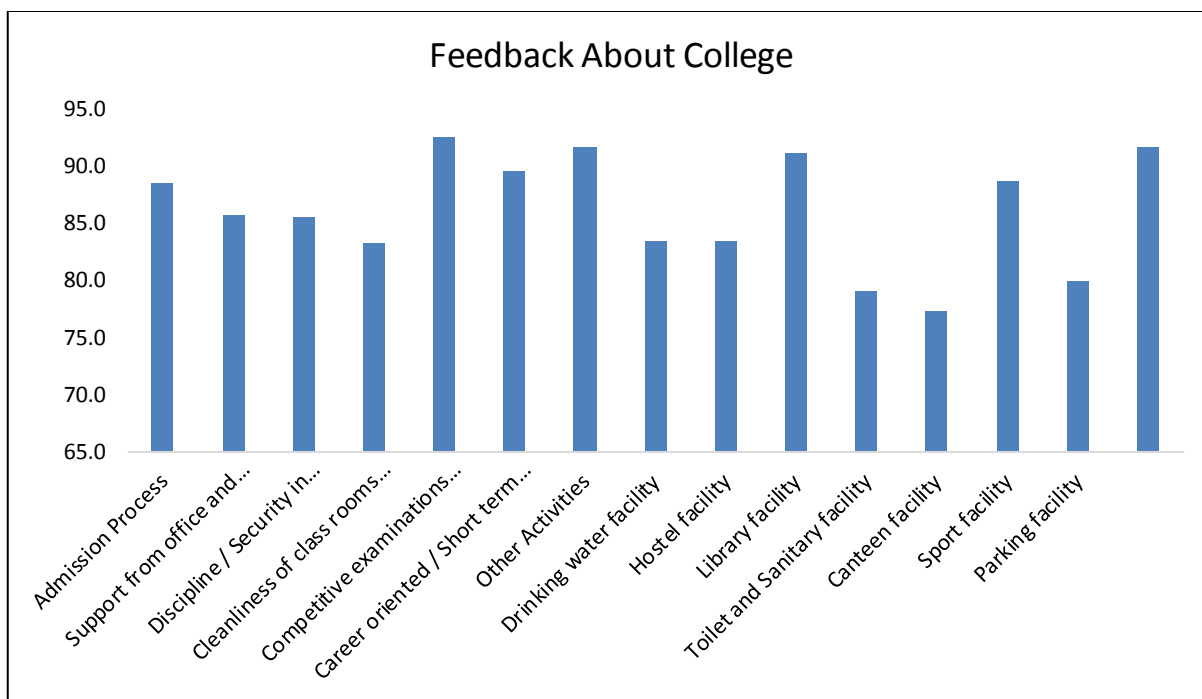
**Overall Satisfaction Level – 90.2 %**

**Remark of Students about Department**

1. Provide ICT based facilities in all classrooms.
2. To make available more class rooms and laboratory facilities.

**C) FEEDBACK ABOUT COLLEGE**

Questions	4 Point Score	Percentage
1. Admission Process	3.5	88.5
2. Support from office and Administrative staff	3.4	85.8
3. Discipline / Security in college premises	3.4	85.5
4. Cleanliness of class rooms and campus	3.3	83.3
5. Competitive examinations guidance	3.7	92.6
6. Career oriented / Short term courses / Skill development programmes	3.6	89.6
7. Other Activities	3.7	91.8
8. Drinking water facility	3.3	83.5
9. Hostel facility	3.3	83.4
10. Library facility	3.6	91.2
11. Toilet and Sanitary facility	3.2	79.2
12. Canteen facility	3.1	77.4
13. Sport facility	3.5	88.7
14. Parking facility	3.2	80.0
15. Earn & Learn scheme	3.7	91.7
<b>Average</b>	<b>3.4</b>	<b>86.2</b>



**Overall satisfaction Level – 86.2%**

#### **Remark of Students about College**

1. Students are positive and satisfied about the role of college in their overall development.
2. According to students, Competitive examinations guidance cell, Library and Earn and Learn facilities are excellent.
3. NSS, NCC and other extra-curricular play crucial role in personality development of the students.

#### **Suggestions by the students:**

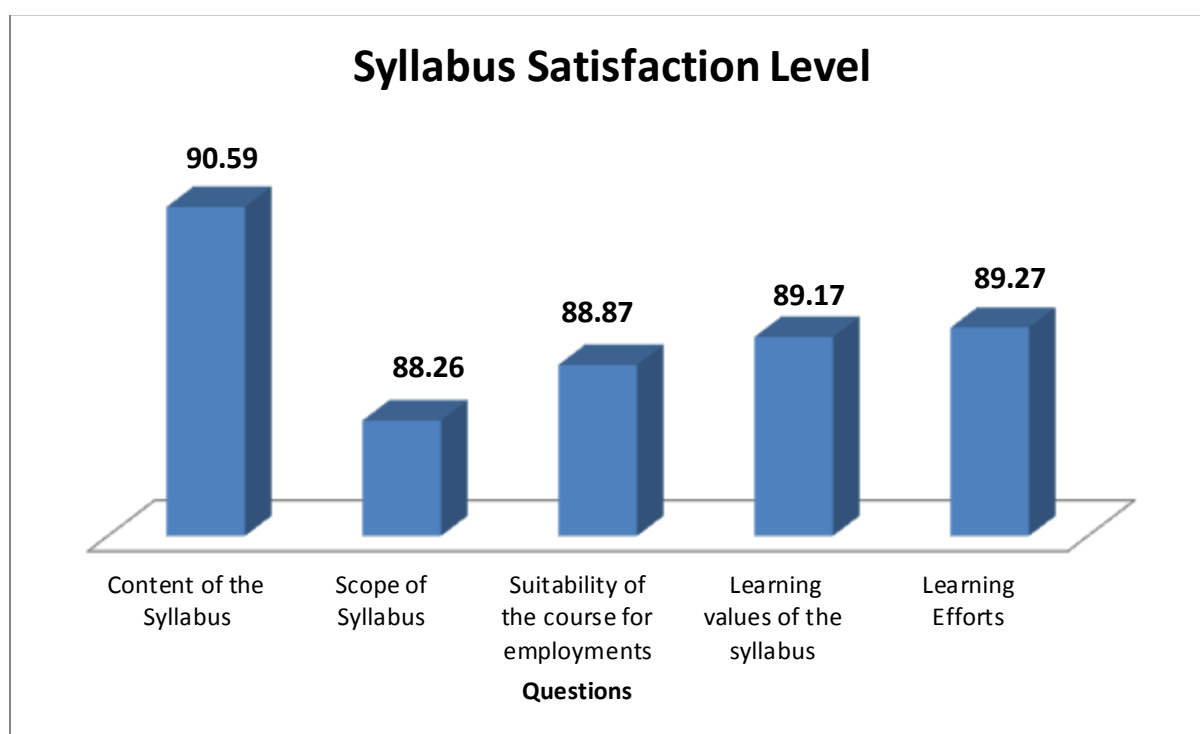
1. Extension of existing parking facility
2. College premises and classrooms should be clean.
3. Better canteen facility.
4. Toilets and lavatory blocks should be clean.
5. Extension of Hostel facility.
6. Increasing the number of drinking water spots in the college.

## 2. PARENT FEEDBACK REPORT

This feedback is collected from parents of our existing students. Parent Feedback form was made available on college website. Parents gave their remarks on various facilities and curriculum. They gave their valuable suggestions as follows:

### A) FEEDBACK ABOUT SYLLABUS

Questions	4 Point Score	Percentage
1. Content of the Syllabus	3.6	90.6
2. Scope of Syllabus	3.5	88.3
3. Suitability of the course for employments	3.6	88.9
4. Learning values of the syllabus- skills, concepts, knowledge, analytical abilities or broadening perspectives	3.6	89.2
5. Learning Efforts	3.6	89.3
<b>Average</b>	<b>3.6</b>	<b>89.2</b>



#### Suggestion about Syllabus

##### 1. Specify which topics could be improved for better comprehension of syllabus?

- Marathi translation
- Ancient and Indian cultural history
- English Grammar

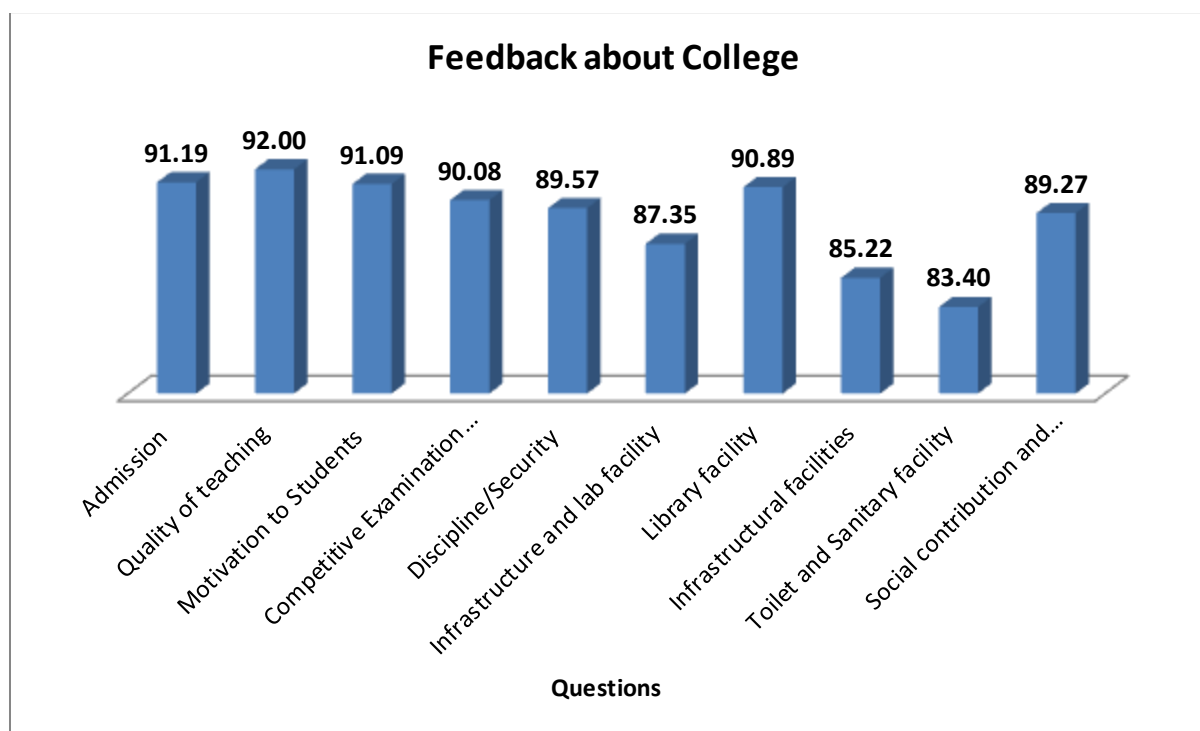
##### 2. Suggestion about syllabus

- Computer Application and ICT based learning
- Experimental and Activity based learning

- Applied and practical oriented syllabus
- Personality development
- Sport Education
- Current Affairs

## B) FEEDBACK ABOUT COLLEGE

Questions	4 Point Score	Percentage
1. Admission Process	3.6	91.2
2. Quality of teaching	3.7	92.0
3. Motivation to Students participate in co-curricular and extracurricular activity	3.6	91.1
4. Competitive Examination Guidance / Career Oriented Programmes	3.6	90.1
5. Discipline/Security in college premises	3.6	89.6
6. Infrastructure and lab facility	3.5	87.3
7. Library facility	3.6	90.9
8. Infrastructural facilities	3.4	85.2
9. Toilet and Sanitary facility	3.3	83.4
10. Social contribution and responsibility of college	3.6	89.3
<b>Average</b>	<b>3.6</b>	<b>89.0</b>



### Suggestion about college

- Change College time.
- Clean classrooms and toilets regularly.
- Increase number of toilets and sanitary facilities.
- Need of big auditorium.



- Parking and drinking water facility.
- Improve discipline.
- Repairing of ladies room.