

Rayat Shikshan Santha's
Chhatrapati Shivaji College, Satara
FEEDBACK ANALYSIS REPORT 2019-20

Feedback Committee and Internal Quality Assurance Cell, Chhatrapati Shivaji College, Satara collect the online feedback from stakeholders and employers. The feedback reports are uploaded on the College website www.csc.ac.in. Feedback from stakeholders and employers is used for overall development of the institution and feedback from students is used to improve the performance of the faculty.

1. STUDENT SATISFACTION SURVEY (TEACHING - LEARNING)

All UG/PG students of the college provide online feedback on the teaching-learning process. The feedback committee analyze the collected feedback and forward reports to the IQAC for further action.

Sr. No.	Name of Teacher	Department	Response	Score	Grade
1	Dr. Sargade S. M.	Marathi	25	99.5	Outstanding
2	Dr. Karande S. V.	Geography	37	99.4	Outstanding
3	Mr. Chavan G. D.	Marathi	70	99.1	Outstanding
4	Dr. Sou. Nalawade K. V.	Marathi	93	98.8	Outstanding
5	Dr. Nikalje B. S.	Hindi	14	98.8	Outstanding
6	Mrs. Pathan R. A.	Hindi	70	98.7	Outstanding
7	Mrs. Menkudale S. S.	Hindi	32	98.7	Outstanding
8	Mr. Devkule T. S.	English	113	98.5	Outstanding
9	Dr. Smt. Mote P. C.	Sanskrit	23	98.5	Outstanding
10	Mr. Nikam M. S.	History	30	98.4	Outstanding
11	Mrs. Mane K. G.	Sociology	24	98.4	Outstanding
12	Dr. Smt. Mujawar A. G.	English	26	98.3	Outstanding
13	Dr. Manedeshmukh R. S.	Geography	24	98.3	Outstanding
14	Smt. Gadekar	Psychology	12	98.2	Outstanding
15	Dr. Smt. Latkar M.V.	Marathi	117	98.2	Outstanding
16	Mrs. Mane S. R.	Sociology	97	98.2	Outstanding
17	Mr. Wadate R.P.	Sociology	41	98.0	Outstanding
18	Smt. Ganmukhi V. P.	Ardhamagadhi	150	98.0	Outstanding
19	Dr. Yelmar V. S.	History	103	98.0	Outstanding
20	Dr. Lokhande N. K.	Political Science	34	98.0	Outstanding
21	Smt. Kambale M. R.	English	51	97.9	Outstanding
22	Dr. Smt. Mane V. M.	Education	83	97.9	Outstanding
23	Dr. Waghmare S. D.	Marathi	98	97.8	Outstanding
24	Mr. Pawar K. L.	English	86	97.7	Outstanding
25	Mr. Kokate A. D.	History	28	97.6	Outstanding
26	Dr. Nimase A. G.	Geography	93	97.6	Outstanding
27	Dr. Patil A. S.	Geography	111	97.5	Outstanding
28	Dr. Masal D. B.	History	27	97.5	Outstanding
29	Mr. Kolekar S. V.	Geography	23	97.5	Outstanding
30	Mr. Kale A. N.	Psychology	93	97.5	Outstanding
31	Mr. Thokale S. T.	History	80	97.4	Outstanding
32	Mr. Mahajan R. B.	English	91	97.4	Outstanding
33	Smt. Kadam S. V.	History	73	97.3	Outstanding
34	Dr. Zodage S. B	Geography	4	97.2	Outstanding

35	Dr. Gaikwad P. B.	Political Science	157	97.1	Outstanding
36	Dr. Kirdat S. J.	Hindi	124	97.0	Outstanding
37	Dr. Mrs. Shaikh R. S.	English	86	96.8	Outstanding
38	Mr. Sanap H. S.	Environmental Studies	20	96.8	Outstanding
39	Dr. Wavare A. K.	Economics	133	96.8	Outstanding
40	Dr. Patil S. S.	Political Science	69	96.7	Outstanding
41	Mr. Margam A. P.	Psychology	166	96.7	Outstanding
42	Mr. Kangune B. R.	English	104	96.7	Outstanding
43	Dr. Tamboli S. B.	Hindi	42	96.6	Outstanding
44	Dr. Koli S. D.	Geography	75	96.6	Outstanding
45	Smt. Pawar G. A.	Geography	12	95.9	Outstanding
46	Dr. Pore A. V.	Geography	91	95.8	Outstanding
47	Mr. Ipper N. N.	Economics	81	95.8	Outstanding
48	Miss. Nimkar S.	Music	10	95.8	Outstanding
49	Dr. Korade D.D.	History	8	95.2	Outstanding
50	Mr. Dhawade M. N.	Sanskrit	21	94.9	Outstanding
51	Dr. Bhosale S. M.	Economics	6	94.6	Outstanding
52	Mr. Deshmukh H. L.	Geography	7	94.5	Outstanding
53	Mr. Gurav N. N.	Economics	18	94.2	Outstanding
54	Mr. Pathak O. A.	Sanskrit	25	93.9	Outstanding
55	Mr. Gadekar R. L.	English	106	93.8	Outstanding
56	Mr. Chinde M. D.	History	95	93.7	Outstanding
57	Miss. Magdum A. S.	Geography	24	93.5	Outstanding
58	Dr. Nalawade D. B.	Geography	35	92.3	Outstanding
59	Miss. Shaikh S.	Sanskrit	9	91.9	Outstanding
60	Mr. Sutar K. G.	Economics	24	87.2	Excellent
	Total		3624	96.8	Outstanding

(Grade : > 90- Outstanding, 90-80 Excellent, 80-70 Good, 70-50 Average, < 50 Poor)

- 59 Faculty (Out of 60) have achieved grade “Outstanding” with more than 90% score
- 1 Faculty (Out of 60) have achieved grade “Excellent ” within 80 to 90 %
- Average grade of all faculties have 96.8 % it shows extreme satisfaction level.

2. Student Feedback (College and Curriculum)

This feedback is collected to make analysis of curriculum and infrastructural facilities in the college. This feedback provides us information about students' opinion regarding syllabus, departments and various facilities available in the college and other services offered by the college. Such feedback gives an outline about how things are to be planned to ensure better services and facilities to the students who are the foremost stakeholder of the College. 1842 students of UG and PG gave their opinions on following metrics:

Department wise statistics of student participation

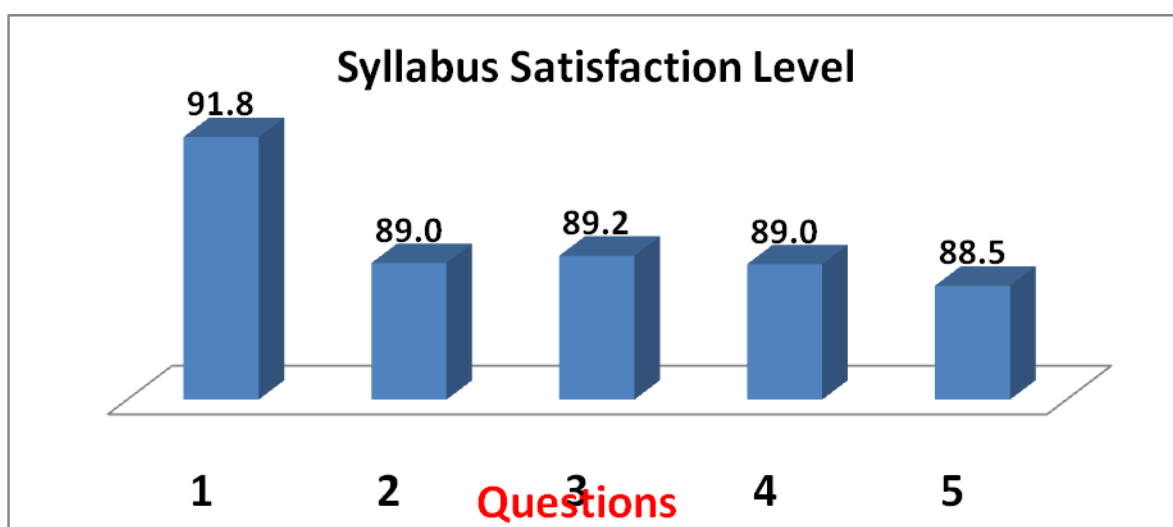
Department	No. of Respondents
Ardhamagadhi	23
Economics	66
Education	36
English	181
Geography	270
Hindi	151
History	265
Marathi	116
Political Science	143
Psychology	246
Sanskrit	32
Sociology	313
Total	1842

A) Feedback About Curriculum (4 Point Score)

Department	Content of the Syllabus	Scope of Syllabus	Suitability of the course for employments	Learning values of the syllabus- skills, concepts, knowledge, analytical abilities or broadening perspectives	Learning Efforts
Economics	3.7	3.7	3.6	3.6	3.7
English	3.7	3.5	3.6	3.6	3.5
Geography	3.5	3.5	3.5	3.5	3.3
Hindi	3.7	3.5	3.4	3.4	3.4
History	3.6	3.5	3.6	3.5	3.5
Marathi	3.5	3.3	3.3	3.3	3.3
Political Sci.	3.8	3.8	3.8	3.9	3.9
Psychology	3.8	3.7	3.7	3.7	3.8
Sanskrit	3.6	3.5	3.4	3.5	3.6
Sociology	3.7	3.5	3.6	3.5	3.5
Education	3.9	3.7	3.7	3.7	3.7
Ardhamagadhi	3.6	3.5	3.6	3.6	3.4

Average	3.7	3.6	3.6	3.6	3.5
Percentage					

Economics	93.4	91.4	88.8	89.8	93.1
English	91.3	87.1	90.4	89.6	86.6
Geography	88.2	88.5	86.5	87.2	82.3
Hindi	91.9	86.9	86.2	83.8	83.8
History	88.8	86.9	88.8	86.9	88.1
Marathi	86.5	83.5	83.0	83.5	82.0
Political Sci.	94.9	95.3	95.8	97.3	96.4
Psychology	95.1	91.4	91.8	91.8	95.4
Sanskrit	90.4	87.5	85.9	87.0	89.1
Sociology	93.6	88.7	90.5	88.3	88.0
Education	98.3	93.3	93.3	91.7	91.7
Ardhamagadhi	89.3	87.5	89.3	91.1	85.7
Average	91.8	89.0	89.2	89.0	88.5



Curriculum Satisfaction Level - 89.5 %

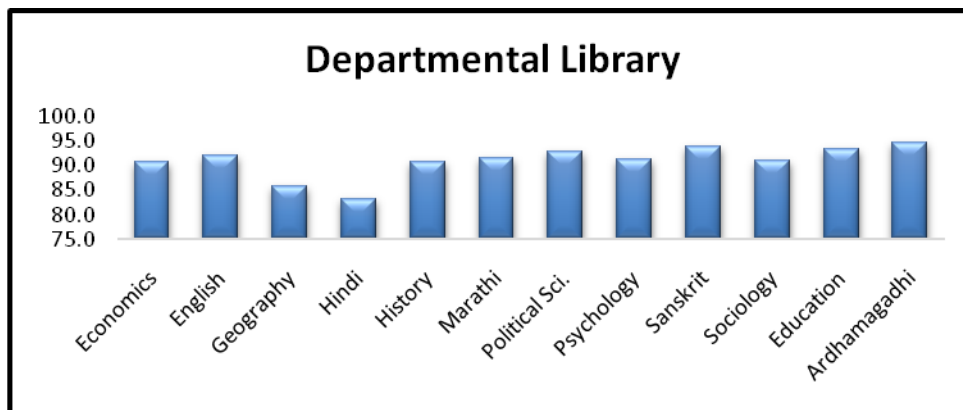
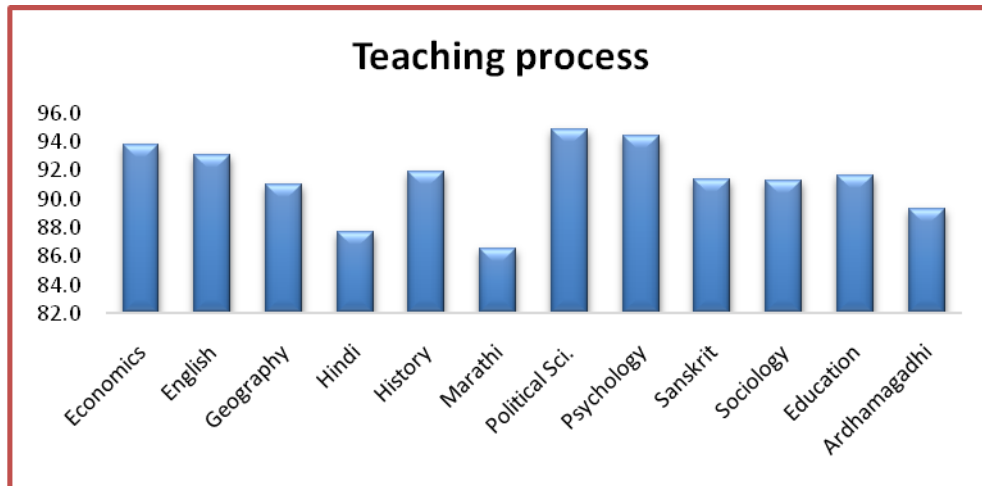
Remark

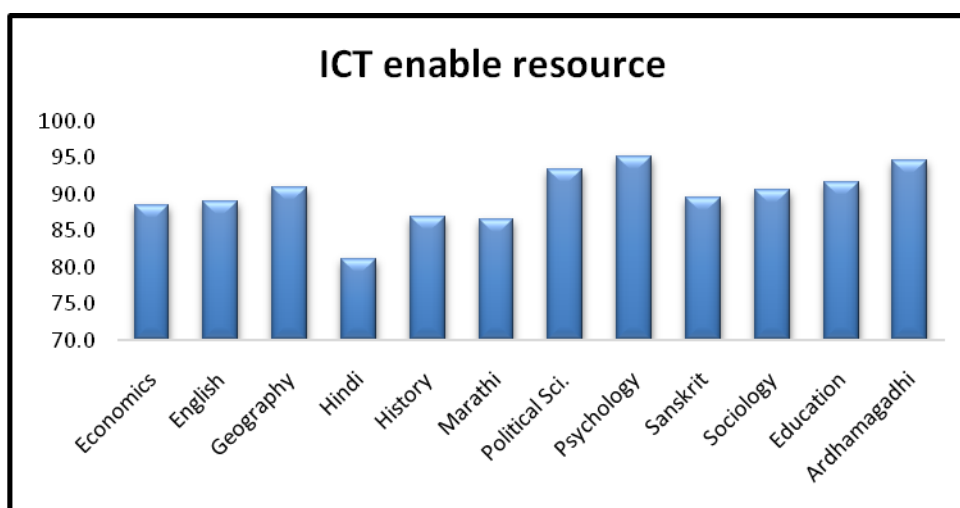
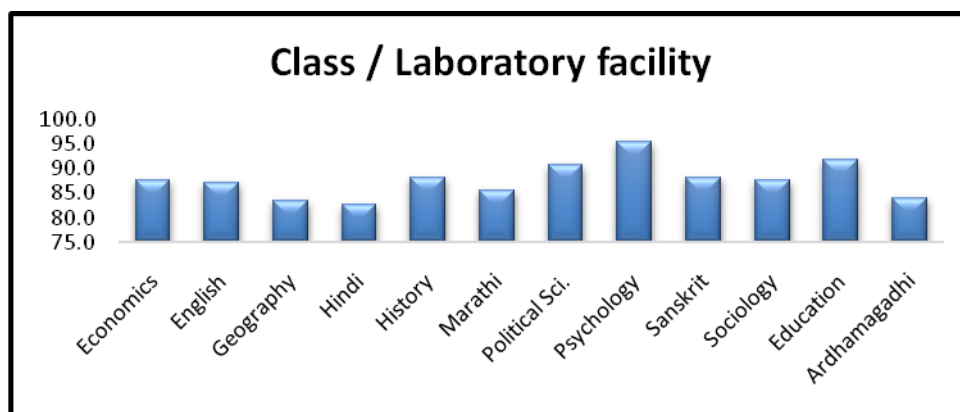
Student feedback regarding the syllabus has been communicated to the concerned department for further improvements.

B) Feedback About Department (4 Point Score)

Department	Teaching process	Departmental Library	Class / Laboratory facility	Support of Department	ICT enable resource	Average
Economics	3.8	3.6	3.5	3.7	3.5	3.6
English	3.7	3.7	3.5	3.7	3.6	3.6
Geography	3.6	3.4	3.3	3.7	3.6	3.5
Hindi	3.5	3.3	3.3	3.4	3.2	3.4
History	3.7	3.6	3.5	3.5	3.5	3.6
Marathi	3.5	3.7	3.4	3.5	3.5	3.5
Political Sci.	3.8	3.7	3.6	3.8	3.7	3.7

Psychology	3.8	3.6	3.8	3.8	3.8	3.8
Sanskrit	3.7	3.8	3.5	3.7	3.6	3.6
Sociology	3.6	3.6	3.5	3.7	3.6	3.6
Education	3.7	3.7	3.7	3.7	3.7	3.7
Ardhamagadhi	3.6	3.8	3.4	3.8	3.8	3.7
Average	3.7	3.6	3.5	3.7	3.6	3.6
Percentage						
Economics	93.8	90.8	87.5	92.1	88.5	90.5
English	93.0	92.0	87.1	93.0	88.9	90.8
Geography	91.0	85.8	83.3	91.7	91.0	88.5
Hindi	87.7	83.1	82.7	85.4	81.2	84.0
History	91.9	90.6	88.1	86.9	86.9	88.9
Marathi	86.5	91.5	85.5	88.0	86.5	87.6
Political Sci.	94.9	92.9	90.6	94.1	93.4	93.2
Psychology	94.4	91.1	95.4	93.8	95.1	93.9
Sanskrit	91.4	93.8	88.0	93.2	89.6	91.2
Sociology	91.2	91.1	87.6	92.3	90.5	90.5
Education	91.7	93.3	91.7	91.7	91.7	92.0
Ardhamagadhi	89.3	94.6	83.9	94.6	94.6	91.4
Average	91.4	90.9	87.6	91.4	89.8	90.2





Overall Satisfaction Level – 90.2 %

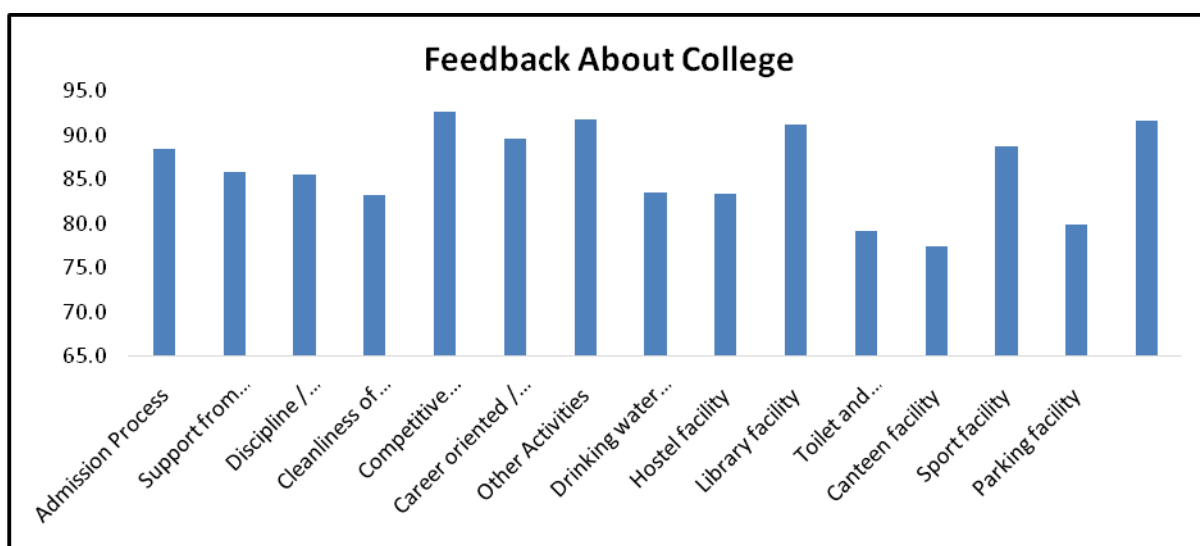
Remark by Students about Department

1. Provide ICT based facilities in all classrooms.
2. Make available more class rooms and laboratory facilities.

C) Feedback about College

Questions	4 Point Score	%
1. Admission Process	3.5	88.5

2. Support from office and Administrative staff	3.4	85.8
3. Discipline / Security in college premises	3.4	85.5
4. Cleanliness of class rooms and campus	3.3	83.3
5. Competitive examinations guidance	3.7	92.6
6. Career oriented / Short term courses / Skill development programmes	3.6	89.6
7. Other Activities	3.7	91.8
8. Drinking water facility	3.3	83.5
9. Hostel facility	3.3	83.4
10. Library facility	3.6	91.2
11. Toilet and Sanitary facility	3.2	79.2
12. Canteen facility	3.1	77.4
13. Sport facility	3.5	88.7
14. Parking facility	3.2	80.0
15. Earn & Learn scheme	3.7	91.7
Average	3.4	86.2



Overall satisfaction Level – 86.2%

Remark of Students about College

1. Students are positive and satisfied about the role of college in their overall development.
2. According to students, Competitive examinations guidance cell, Library and Earn and Learn facilities are excellent.
3. NSS, NCC and other extra-curricular play crucial role in personality development of the students.

Suggestions by the students:

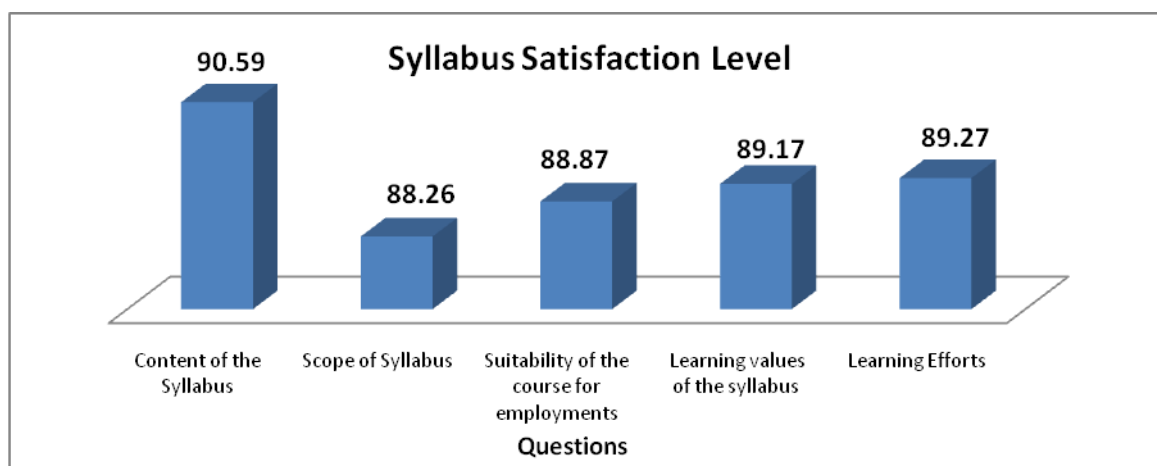
1. Extension of existing parking facility
2. College premises and classrooms should be clean.
3. Better canteen facility.
4. Toilets and lavatory blocks should be clean.
5. Extension of Hostel facility.
6. Increasing the number of drinking water spots in the college.

3. PARENT FEEDBACK

This feedback is collected from parents of our existing students. Parent Feedback form is made available on college website. Parents give their remarks on various facilities and curriculum. They have given their valuable suggestions as follows:

A) Feedback About Curriculum

Questions	4 Point Score	%
1. Content of the Syllabus	3.6	90.6
2. Scope of Syllabus	3.5	88.3
3. Suitability of the course for employments	3.6	88.9
4. Learning values of the syllabus- skills, concepts, knowledge, analytical abilities or broadening perspectives	3.6	89.2
5. Learning Efforts	3.6	89.3
Average	3.6	89.2



Curriculum Satisfaction Level – 89.2 %

Suggestion about Syllabus

1. **Specify which topics could be improved for better comprehension of syllabus?**

- Marathi translation

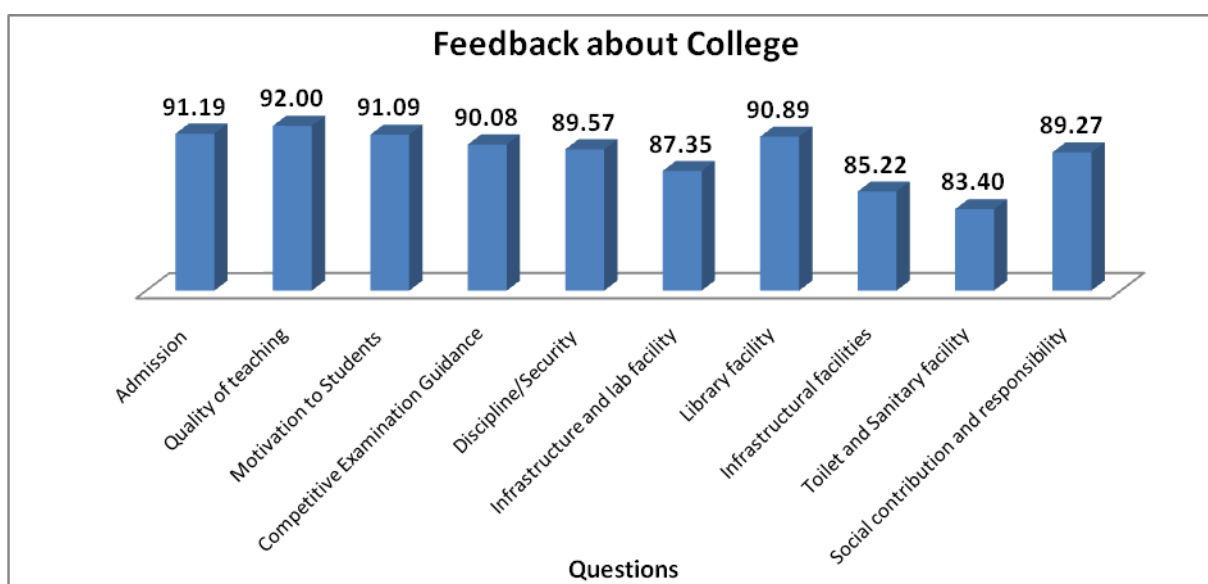
- Ancient and Indian cultural history
- English Grammar

2. Suggestion about syllabus

- Computer Application and ICT based learning
- Experimental and Activity based learning
- Applied and practical oriented syllabus
- Personality development
- Sport Education
- Current Affairs

B) Feedback about College

Questions	4 Point Score	%
1. Admission Process	3.6	91.2
2. Quality of teaching	3.7	92.0
3. Motivation to Students participate in co-curricular and extracurricular activity	3.6	91.1
4. Competitive Examination Guidance / Career Oriented Programmes	3.6	90.1
5. Discipline/Security in college premises	3.6	89.6
6. Infrastructure and lab facility	3.5	87.3
7. Library facility	3.6	90.9
8. Infrastructural facilities	3.4	85.2
9. Toilet and Sanitary facility	3.3	83.4
10. Social contribution and responsibility of college	3.6	89.3
Average	3.6	89.0



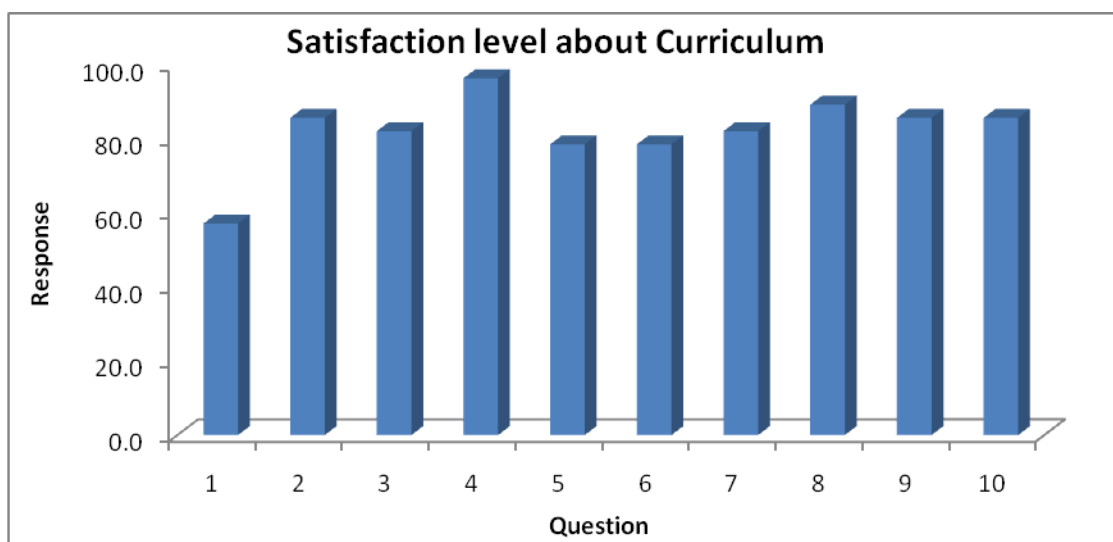
College Satisfaction Level – 89 %

Suggestion about college

- Change College time.
- Clean classrooms and toilets regularly.
- Increase number of toilets and sanitary facilities.
- Need of big auditorium.
- Parking and drinking water facility.
- Improve discipline.
- Repairing of ladies room.

4. TEACHER FEEDBACK (Curriculum)

Questions	Response			
	Yes	%	No	%
1. Your Role in designing the curriculum	16	57.1	13	46.4
2. Syllabus accurately describes the course	24	85.7	5	17.9
3. Allotted time to complete the syllabus is sufficient	23	82.1	6	21.4
4. Syllabus offers research possibilities	27	96.4	2	7.1
5. Does the current syllabus need based?	22	78.6	7	25.0
6. Syllabus is useful for global competency and ICT	22	78.6	7	25.0
7. Is there a good academic flexibility in the curriculum?	23	82.1	6	21.4
8. Are the books prescribed / listed as reference materials relevant and updated?	25	89.3	4	14.3
9. Is the syllabus relevant for the needs of society?	24	85.7	5	17.9
10. Does the syllabus address cross-cutting issues (Gender, Environment, Human Values, Professional ethics etc)?	24	85.7	5	17.9



Curriculum Satisfaction Level – 82.1 %

Suggestion:

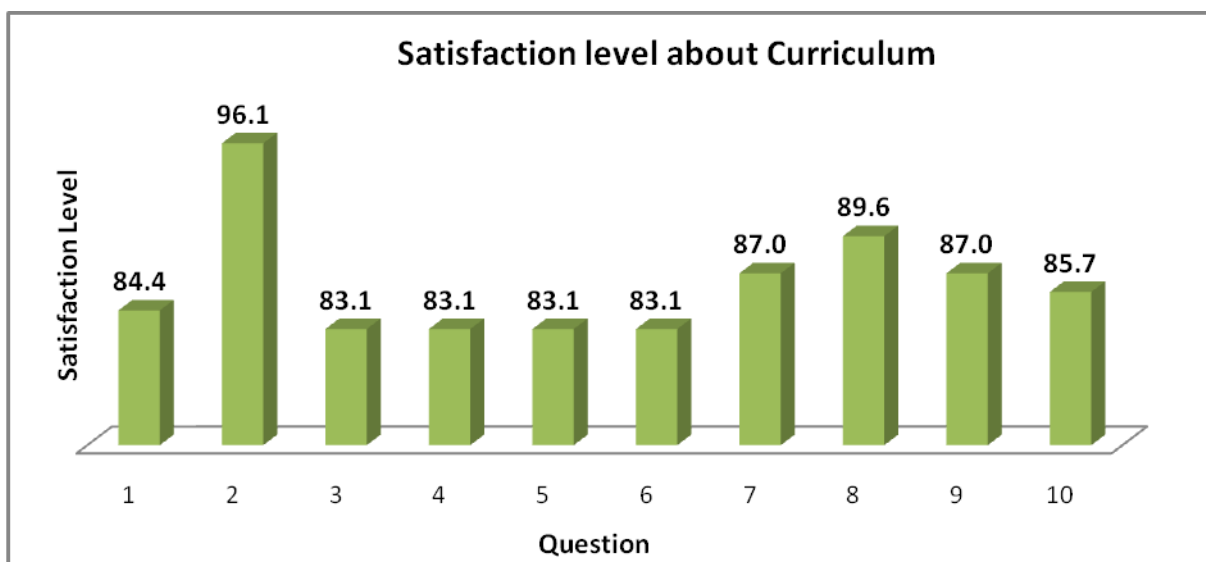
- Syllabus should be Job oriented and skill based
- Teacher's workshops & orientation from experienced faculties are necessary
- Syllabus revision is needed according to the recent trend and it should be applied
- Field visits should be compulsory at B A 3 level

5. ALUMNI FEEDBACK

This feedback is taken from the alumni on curriculum and infrastructural facilities available in the college. Total 77 alumni provided online responds on this feedback.

A) Feedback About Curriculum

Questions	Response			
	Yes	%	No	%
1. Was the syllabus updated enough?	65	84.4	12	15.6
2. Does the syllabus clear idea about the purpose of the course?	74	96.1	3	3.9
3. Objectives are fulfilled after completion of course	64	83.1	13	16.9
4. Does program inculcate attributes of professional skills/ employability	64	83.1	13	16.9
5. Syllabus was relevant to the needs of society	64	83.1	13	16.9
6. There was easy access to prescribed/reference books	64	83.1	13	16.9
7. Theoretical concepts of syllabus were supported by Practical/ experiments	67	87.0	10	13.0
8. The syllabus was relevant to your future aspirations	69	89.6	8	10.4
9. Does program inculcate attributes such as personality development/human/social values, professional ethics	67	87.0	10	13.0
10. Does the course address about cross - cutting issues/environmental issues	66	85.7	11	14.3



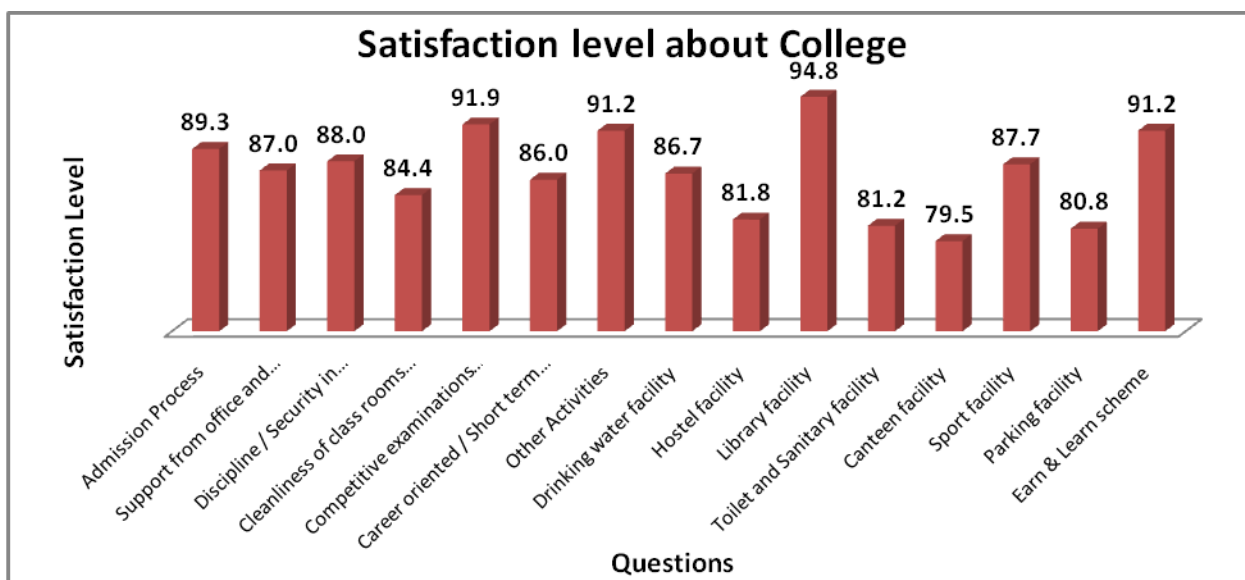
Curriculum Satisfaction Level – 86.2 %

Suggestion:

- Applied/ Practical oriented syllabus should be introduced.
- Post Graduation in Psychology
- Start skill and career based courses
- Use advance tools and methods in curriculum

B) FEEDBACK ABOUT COLLEGE (4 Point Score)

Questions	4 Point Score	%
1. Admission Process	3.6	89.3
2. Support from office and Administrative staff	3.5	87.0
3. Discipline / Security in college premises	3.5	88.0
4. Cleanliness of class rooms and campus	3.4	84.4
5. Competitive examinations guidance	3.7	91.9
6. Career oriented / Short term courses / Skill development programmes	3.4	86.0
7. Other Activities	3.6	91.2
8. Drinking water facility	3.5	86.7
9. Hostel facility	3.3	81.8
10. Library facility	3.8	94.8
11. Toilet and Sanitary facility	3.2	81.2
12. Canteen facility	3.2	79.5
13. Sport facility	3.5	87.7
14. Parking facility	3.2	80.8
15. Earn & Learn scheme	3.6	91.2



College Satisfaction Level - 86.8 %

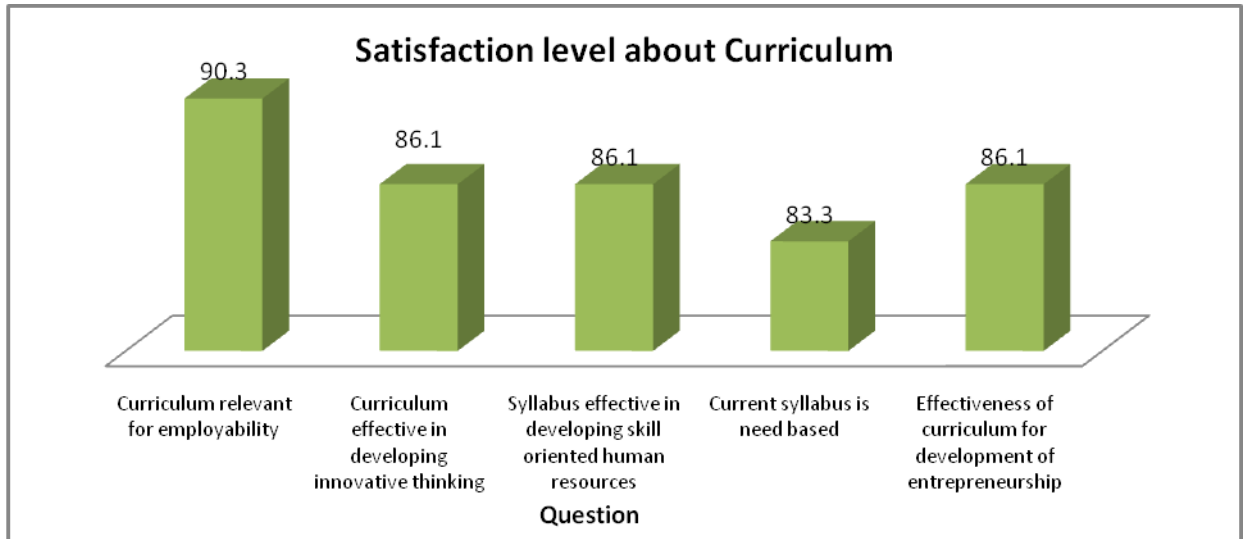
Suggestion:

- Provide drinking water, canteen and parking facility in the campus
- Focus over the sports facilities.

6. EMPLOYERS FEEDBACK

A) Feedback About Curriculum

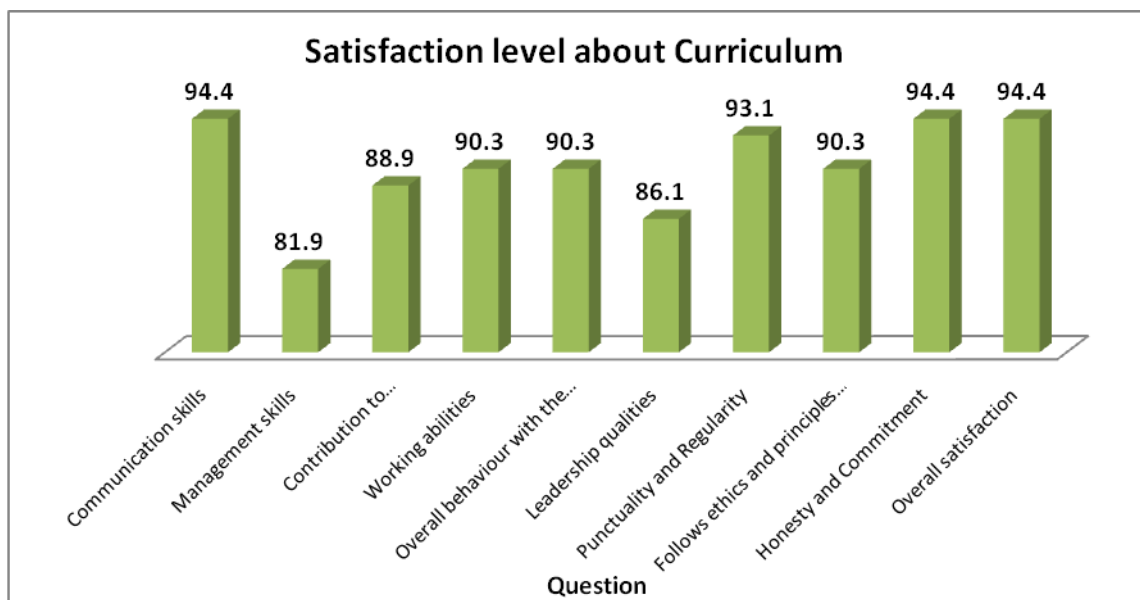
Questions	4 Point Score	%
1. Curriculum relevant for employability	3.6	90.3
2. Curriculum effective in developing innovative thinking	3.4	86.1
3. Syllabus effective in developing skill oriented human resources	3.4	86.1
4. Current syllabus is need based	3.3	83.3
5. Effectiveness of curriculum for development of entrepreneurship	3.4	86.1



Curriculum Satisfaction Level – 86.4%

B) Feedback About Employee Skill

Questions	4 Point Score	%
1. Communication skills	3.8	94.4
2. Management skills	3.3	81.9
3. Contribution to development of organization/nation	3.6	88.9
4. Working abilities	3.6	90.3
5. Overall behavior with the co-workers/ colleagues/ students/ people/ customers	3.6	90.3
6. Leadership qualities	3.4	86.1
7. Punctuality and Regularity	3.7	93.1
8. Follows ethics and principles of profession/job	3.6	90.3
9. Honesty and Commitment	3.8	94.4
10. Overall satisfaction	3.8	94.4



Employee Skill Satisfaction Level – 90.4%

Suggestion:

- Provide computer technical skills to the student
- Design new curriculum which is 70% of practical knowledge and 30% of theoretical knowledge.
- Start new skill based course

OVERALL FEEDBACK ANALYSIS**A) Cumulative Feedback Analysis of stockholder:**

Sr. No.	Feedback / Stakeholder	Aspect	Satisfaction Level
1	Student	Teaching - Learning	94.82
		Curriculum	89.5
		Department	90.2
		College	86.2
2	Parent	Curriculum	89.2
		College	89
3	Teacher	Curriculum	82.1
4	Alumni	Curriculum	86.2
		College	86.8
5	Employers	Curriculum	86.4

Employee Skill

90.4

B) Cumulative Feedback Analysis of Teaching – Learning, Curriculum and Facilities :

Sr. No.	Feedback	Satisfaction level
1	Teaching - Learning	92.61
2	Curriculum	86.68
3	Facilities	88.05

Chairman
Feedback Committee

Coordinator
IQAC

Principal
Chhatrapati Shivaji College, Satara